


















Quarterly Performance Review - 2008/09						Quarter 4
Outcome 1 – Be Healthy			Outcome 2 – Stay Safe			
Outcome 3 – Enjoy and Achieve			Outcome 4 – Making a Positive Contribution			
Outcome 5 – Achieve Economic Well-being						
Note: Education targets are those for academic year 2007/08 i.e. for exams & KS results summer 2008.						
07/08	08/09	Quarter 1	Quarter 2	Quarter 3	Quarter 4	YTD Progress
Children and Young People						
	NI 51	Effectiveness of child and adolescent mental health (CAMHS) services				LAA
	Target	13				Lead
	Comment	Four elements of CAMHS (learning difficulties, 24 hour cover urgent mental health, services for 16 and 17 year olds, early identification and intervention) are scored on a scale of 1-4, maximum overall score is 16.				↑
13		Green	Green	Green	Green	Green
		13	13	13	13	13
	NI 53	Prevalence of breastfeeding at 6-8 weeks from birth				LAA Local
	Target	1) 50% of infants being breastfed at 6-8 weeks 2) 85% of infants for whom breastfeeding is recorded				Lead
	Comment	New indicator. 1) = Percentage of infants being breastfed at 6-8 weeks 2) = Percentage of infants for whom breastfeeding status is recorded There is a large drop from Q1 to Q2 & 3. This is because the way data was collected had to change in Quarter 2 & 3. A new method of data collection was successfully implemented in Q4				↑
90.4%		Green	Green	Amber		Green
		1) 62%	1) 10.5%	1) 13.2%		1) 66.8%
		2) 87.6%	2) 20%	2) 18%		2) 87.43%
	NI 56	Obesity among primary school age children in Year 6				LAA
	Target	24%				Lead
	Comment	Provisional figures for 2007/08 outturn suggest a 90% coverage and obesity rates of 10.6% for reception year and 24% for year 6. This is annually collected.				↑
new target				Green	Green	Green
				23.0%	23.0%	23.0%
	NI 112	Under 18 conception rate				LAA
	Target	59 per 1000				Lead
	Comment	Information now reported in score card as the percentage above or below target. Rather than actual rate per 1000 girls aged 15-17. See exception report for latest rate per				↓
62.5% (2007 quarter 1)		Amber	Red	Red		Red
		62.5	82.6	66.3%		66.3%
	NI 113	Prevalence of Chlamydia in under 20 year olds				LAA
	Target	15% screened or tested				Lead
	Comment	This figure is cumulative. The target is to screen 15% of the population aged 15 to 24. An action plan is in place to address performance in this area.				↑
3.3 (3rd quarter 07/08)%		Red	Red	Red	Green	Green
		3.5%	4.1%	7.8%	15.1%	15.6%
	NI 126	Early access for women to maternity services				LAA
	Target	50%				Lead
	Comment	New indicator.				↑
		Amber	Amber	Green	Green	Green

07/08	08/09	Quarter 1	Quarter 2	Quarter 3	Quarter 4	YTD Progress
TBC		44.0%	49.8%	60.5%	53.4%	53.4%
<i>Stretch target</i>	Number of schools achieving healthy schools status					LAA Local
	<i>Target</i>	75%				Lead
	<i>Comment</i>					
		Amber	Amber	Green	Green	Green
66.0%		68.0%	69.0%	76.0%	76.0%	76.0%
	Increase in the % of children immunised by 2nd birthday (MMR)					LAA Local
	<i>Target</i>	80%				Lead
	<i>Comment</i>	First release of data being analysed and validated. Low confidence in 07/08 figures due to child health information system issues.				
82% 06/07, 55% 07/08						
SN = 79	NI 60	Core assessments for children's social care that were carried out within 35				LAA
	<i>Target</i>	86%				Lead
	<i>Comment</i>	Following on from the recent Joint Area Review the Council is working with NHS Haringey & the Borough Commander to develop & improve services to support children and young people locally. We are focusing on the quality of practice, performance management, supervision, effective leadership & management oversight. The Community Strategy progress report reaffirms our commitment to 'safeguard children & adults from abuse & neglect wherever possible & deal with it appropriately & effectively if it does occur'. Our Local Area Agreement is being refreshed to reflect this commitment with the inclusion of additional safeguarding indicators from the national dataset & these will be incorporated into the scorecard as from Q1 of 2009/10.				
84.0%						
	NI 111	First time entrants to the Youth Justice System aged 10 – 17				LAA Cross
	<i>Target</i>	Direction of travel compared to same quarter last year (2367)				Cutting
	<i>Comment</i>					
		Green	Green	Green		
Baseline 2006 = 450, 2007 = 373		567	1006	1579		
	<i>Target</i>	Victim Support services for children and young people				LAA Cross
	<i>Comment</i>	The direction of travel for Victim Support outcomes has been good. This indicator now has new targets for four separate measures which are being reported on via the Covalent performance system.				Cutting
	<i>Comment</i>	Lead Board Safer Communities				
Baseline 1403 (07/08)						
	NI 72	Achievement of at least 78 points across the Early Years Foundation Stage with at least 6 in each of the scales in Personal Social and Emotional Development and Communication, Language and Literacy				DCSF
	<i>Target</i>	46.1% (target for 07/08 academic year)				Mandatory
	<i>Comment</i>	This is an improving trend. Information for values and targets refers to the academic year September 2007-August 2008. Target for 2008/09 is 48%				
						Red

07/08	08/09	Quarter 1	Quarter 2	Quarter 3	Quarter 4	YTD Progress
41.2%						43.0%
	NI 73	Achievement at level 4 or above in both English and Maths at Key Stage 2 (Threshold)				DCSF Mandatory
	<i>Target</i>					
	<i>Comment</i>	Information for values refers to the academic year September 2007-August 2008. There was no target for 07-08 as this was a new indicator. Target for 2008/09 is 75%				
67.0%						66.0%
	NI 74	Achievement at level 5 or above in both English and Maths at Key Stage 3 (Threshold)				DCSF Mandatory
	<i>Target</i>	61% (target for 07/08 academic year)				
	<i>Comment</i>	Indicator dependent on KS3 data, so will be deleted from national indicator set in 2009/10				
58.0%						Green 62.0%
	NI 75	Achievement of 5 or more A*-C grades at GCSE or equivalent including English and Maths (Threshold)				DCSF Mandatory
	<i>Target</i>	44% (target for 07/08 academic year)				
	<i>Comment</i>	This is a strong positive trend that is increasing at twice the national rate since 2002				
37.0%						Amber 42.0%
	NI 83	Achievement at level 5 or above in Science at Key Stage 3				DCSF Mandatory
	<i>Target</i>	65% (target for 07/08 academic year)				
	<i>Comment</i>	Indicator dependent on KS3 data, so will be deleted from national indicator set in 2009/10				
61.0%						Red 60.0%
	NI 87	Secondary school persistent absence rate				DCSF Mandatory
	<i>Target</i>	6.3%				
	<i>Comment</i>	This is provisional data from DCSF based on Autumn and Spring terms.				
7.0%			Green 6.4%			Amber 6.4%
	NI 92	Narrowing the gap between the lowest achieving 20% in the Early Years Foundation Stage Profile				DCSF Mandatory
	<i>Target</i>	34.5% (target for 07/08 academic year)				
	<i>Comment</i>	Gap has been reduced by 0.8% from last year. This is a very challenging target.				
38.9%						Red 38.1%
	NI 93	Progression by 2 levels in English between Key Stage 1 and Key Stage 2				DCSF Mandatory
	<i>Target</i>	New indicator, no target (target for 08/09 academic year is 90%)				
	<i>Comment</i>	Figure is an estimate based on incomplete data. There have been national issues with the marking and checking process.				
84.8%						Red 81.0%
	NI 94	Progression by 2 levels in Maths between Key Stage 1 and Key Stage 2				DCSF Mandatory
	<i>Target</i>	New indicator, no target (target for 08/09 academic year is 86%)				

07/08	08/09	Quarter 1	Quarter 2	Quarter 3	Quarter 4	YTD Progress
	Comment	Figure is an estimate based on incomplete data. There have been national issues with the marking and checking process.				
75.0%						Red 73.0%
	NI 95	Progression by 2 levels in English between Key Stage 2 and Key Stage 3				DCSF Mandatory
	Target	New indicator, no target				
	Comment	Data supplied has proved too incomplete to use. Indicator dependent on KS3 data, so will be deleted from national indicator set in 2009/10				
36.0%						
	NI 96	Progression by 2 levels in Maths between Key Stage 2 and Key Stage 3				DCSF Mandatory
	Target	New indicator, no target				
	Comment	Data supplied has proved too incomplete to use. See comments for NI 93. Indicator dependent on KS3 data, so will be deleted from national indicator set in 2009/10				
55.0%						
	NI 97	Progression by 2 levels in English between Key Stage 3 and Key Stage 4				DCSF Mandatory
	Target	New indicator, no target				
	Comment	Provisional data. Indicator dependent on KS3 data, so will be deleted from national indicator set in 2009/10				
55.5%						Green 59.0%
	NI 98	Progression by 2 levels in Maths between Key Stage 3 and Key Stage 4				DCSF Mandatory
	Target	New indicator, no target				
	Comment	Provisional data. Indicator dependent on KS3 data, so will be deleted from national indicator set in 2009/10				
36.4%						Green 38.5%
	NI 99	Children in care reaching level 4 in English at Key Stage 2				DCSF Mandatory
	Target	48%(target for 07/08 academic year)				
	Comment					
52.0%						Green 58.0%
	NI 100	Children in care reaching level 4 in Maths at Key Stage 2				DCSF Mandatory
	Target	48%(target for 07/08 academic year)				
	Comment					
43.0%						Green 72.0%
	NI 101	Children in care achieving 5 A*-C GCSEs (or equivalent) at Key Stage 4 (including English and Maths)				DCSF Mandatory
	Target	11% (target for 07/08 academic year)				
	Comment					
13.0%						Green 17.5%
	NI 198	Children aged 5-10 travelling to school – mode of travel usually used [cars]				LAA Local

07/08	08/09	Quarter 1	Quarter 2	Quarter 3	Quarter 4	YTD Progress
	<i>Target</i> Primary 19.5%					Lead
	<i>Comment</i> Annual collection.					
Primary 20.8%						Primary 20%
	NI 198 Children aged 11-16 travelling to school – mode of travel usually used [cars]					LAA Local Lead
	<i>Target</i> Secondary 4.8%					
	<i>Comment</i> Annual collection.					Red
Secondary 4.85%						Secondary 5.4%
<i>Stretch target</i>	NI 79 Achievement of a Level 2 qualification by the age of 19					LAA Lead
	<i>Target</i> 68% (target for 07/08 academic year)					
	<i>Comment</i> Annual collection. Data collected from number of different sources.					
66.0%						Green 74%
	NI 116 Proportion of children in poverty					LAA Lead
	<i>Target</i> 34.5%					
	<i>Comment</i> This target has been frozen, in agreement with GOL, and will be reassessed at the year two refresh.					
36.4 (06/07 provisional)%						
<i>Stretch</i>	NI 117 16 to 18 year olds who are not in education, training or employment (NEET)					LAA Lead
	<i>Target</i> 11%					
	<i>Comment</i>					
10.4%		Green 8.8%	Green 8.8%	Green 6.8%	Green 6.9%	Green 6.8%
OTHER CROSS CUTTING INDICATORS						
	NI 1 % of people who believe people from different backgrounds get on well together					LAA Cross cutting
	<i>Target</i> 81%					
	<i>Comment</i> Place Survey provisional result pending confirmation from Audit Commission					Red
78.0%						75.7%
	NI 4 % of people who feel that they can influence decisions in their locality					LAA Cross cutting
	<i>Target</i> 43%					
	<i>Comment</i> Place Survey provisional result pending confirmation from Audit Commission					Red
41.0%						40.5%
	NI 6 Participation in regular volunteering					LAA Cross cutting
	<i>Target</i> No target set. Measured by the Place Survey.					

07/08	08/09	Quarter 1	Quarter 2	Quarter 3	Quarter 4	YTD Progress
	Comment	Place Survey provisional result pending confirmation from Audit Commission				
						20.7%
	NI 7	Environment for a thriving third sector				LAA Cross cutting
	<i>Target</i>	Targets to be set as part of year 1 refresh, using 2008/0 data as baseline				
	Comment					
						18.9%
	NI 8	Adult participation in sport				LAA Cross Cutting
	<i>Target</i>	22.9% without and 26.9% with stretch				
	Comment	Annual survey. Cabinet received and approved the Sports & Physical Activity Improvement Plan 'Hariactive' in September 2008, outlining a number of existing & planned improvement projects. The Whole 'Hariactive' campaign will be launched in May/June 2009. The 2009/10 (October - September) Active People Survey will inform the LAA target performance assessment.				
22.9% (05/06)					Amber 20.2%	Amber 20.2%
	NI 35	Building resilience to violent extremism				LAA Cross Cutting
	<i>Target</i>	The 2008/09 target is level 2.				
	Comment	Plans are on target. Government guidance has been slower than expected, however an officer's steering group is in place. Community organisations are commissioned to				
Baseline = 1		Amber 1	Amber 1			Red 1
1872 4 week quitters 0607 (not per 100,000)	NI 123	Stop Smoking				LAA Cross Cutting
	<i>Target</i>	1008 per 100,000. 1887 smoking quitters (Q1 50, Q2 302, Q3 591, Q4 944)				
	Comment	The target is profiled with 50% of quitters in expected in Q4. Lead Board Well Being				
		Green 184	Green 352	Green 425		Green 961
14.2%	NI 135	Carers receiving needs assessment or review and a specific carer's service, or				LAA Cross Cutting
	<i>Target</i>	14.2%				
	Comment	Lead Board Well Being				
		Green 21.0%	Green 23.0%	Green 21%	Green 21.7%	Green 21.7%
	NI 140	Fair treatment by local services				LAA Cross cutting
	<i>Target</i>	63%				
	Comment	Measured by the Place Survey in September 2008.				
					Amber 60.4%	Amber 60.4%
	NI 175	Access to services and facilities by public transport, walking and cycling				LAA Cross Cutting
	<i>Target</i>	Baseline and Targets will be set as part of year 1 refresh				
	Comment	TfL is developing a definition for this NI within Greater London, to be finalised with the Department for Transport. DfT will inform Government Office London and boroughs individually when this definition has been agreed.				





